

Head & Neck Rehabilitation: Speech and Swallowing Certificate Course

4th - 7th April 2019

Venue: Prof. R. D. Choksi Auditorium, Tata Memorial Hospital, Mumbai, India

Fiberoptic Endoscopic Evaluation of Swallowing (FEES) Course: Langmore FEES Course

4th, 5th & 7th April 2019

(Hands-on FEES session on 7th April 2019)

Laryngectomy Rehabilitation Course

6th - 7th April 2019

(Demonstration Session on 7th April 2019)

Course Chairman:

Dr Prathamesh Pai,
Professor - Head & Neck Oncology,
Tata Memorial Hospital, Mumbai


Course Convener:

Dr Devendra Chaukar
Professor and Head
Dept of Head & Neck Oncology
Tata Memorial Hospital, Mumbai

Course Committee:

Dr Sarbani Ghosh Laskar
Professor - Radiation Oncology
Dr Deepa Nair
Professor - Head & Neck Oncology

International Faculty



Professor Susan Langmore

Professor, Otolaryngology,
Boston University School of
Medicine and Clinical Professor,
Speech Language & Hearing Dept,
Boston University, USA



Dr Peter Clarke

Consultant Head Neck Surgeon
The Charing Cross Hospital and
The Royal Marsden Hospital,
Dept of Surgery & Cancer,
Imperial College London, UK



Dr Margaret Coffey

Clinical Service Lead
Speech and Language Therapist
The Charing Cross Hospital,
Dept of Surgery & Cancer,
Imperial College London, UK

Course Incharge:

Arun Balaji

Speech and Swallowing Therapist
Dept of Head & Neck Oncology
Tata Memorial Hospital, Mumbai

Organised By:

Department of Head & Neck Oncology
Tata Memorial Centre, Mumbai, India

Contact Details:

Email: tataheadneckrehab@gmail.com

Digital Link:

https://tmc.gov.in/m_events/Events/conference

**Come and join us to strengthen your skills in
Head Neck Cancer Rehabilitation...!**

Head & Neck Rehabilitation: Speech and Swallowing Certificate Course

4th - 7th April 2019

Venue: Prof. R. D. Choksi Auditorium, Tata Memorial Hospital, Mumbai, India

Fiberoptic Endoscopic Evaluation of Swallowing (FEES) Course: Langmore FEES Course

4th, 5th & 7th April 2019

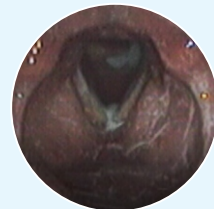
(Hands-on FEES session on 7th April 2019)

Course Description:

The Fiberoptic Endoscopic Evaluation of Swallowing (FEES) was developed by Dr. Susan Langmore in 1988. Alongside the modified barium swallow (MBS) study, FEES has become a globally recognized gold standard for evaluating oropharyngeal dysphagia and for assessing swallowing function. This course provides surgeons and speech pathologists with 2 day lecture and hands-on practice. The lecture component covers normal physiology, indications, scoring, interpretation, use of endoscopy for treatment and program establishment. The hands on component takes place at the end of the entire course in Tata Memorial Centre and participants will pass the scope under the guidance of trained mentors

On conclusion of the program, the participants will be able to:

- Summarize what can be visualized and understood when using FEES.
- Identify normal and abnormal swallowing from endoscopic images.
- Describe clinical indications and risks for performing FEES.
- Follow a protocol for administering a FEES exam.
- Identify key structures, identify and interpret findings, and apply appropriate therapeutic interventions during the performance of a FEES exam.
- Integrate the FEES protocol into various clinical settings and with different patient populations.
- Describe how to use endoscopy to manage patients with dysphagia.
- Summarize how to implement FEES into their employment setting.
- Understand how to interpret and gain knowledge about outcome measure available in FEES.
- Demonstrate introductory level ability passing the endoscope safely and with proper positioning to obtain an ideal view during the FEES examination.



Head & Neck Rehabilitation: Speech and Swallowing Certificate Course

4th - 7th April 2019

Venue: Prof. R. D. Choksi Auditorium, Tata Memorial Hospital, Mumbai, India

Laryngectomy Rehabilitation Course

6th - 7th April 2019

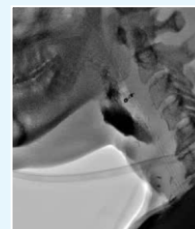
(Demonstration Session on 7th April 2019)

Course Description:

Designed to include the current advances in Head and Neck Cancer and practice, it will focus on surgery for total laryngectomy and options for extensive surgical reconstruction; changes to the anatomy and physiology, their effects upon breathing, swallowing and voice production and complication associated with these procedures. Emphasis will be given to the strategies to reduce dysphagia and dysphonia using Intensity Modulated Radiation Therapy (IMRT). Major focus will be given on evaluation and management of vibratory segment tonicity using an air insufflation test and the use of Botox to treat spasm will be highlighted. Another focus of this course will be on evaluation and management of voice and swallowing after total laryngectomy using auditory perceptual evaluation, videofluoroscopy and FEES.

On conclusion of the program, the participants will be able to:

- Develop their knowledge of cancer of the pharynx, larynx and post cricoid region; including presentation, assessment, diagnosis and treatment options.
- Develop the knowledge and advanced clinical skills to optimise swallowing and voice rehabilitation, with particular reference to Surgical Voice Restoration.
- Diagnose and manage post-operative complications including ones related to the stoma, tracheo-oesophageal puncture, prosthesis and reconstructed/vibratory segment.
- Learn to perform and interpret videofluoroscopy evaluation of swallow and voice function after laryngectomy.
- Learn to assess vibratory segment tonicity including how to perform air insufflation assessment with and without videofluoroscopic guidance.
- Understand methods to modify tonicity including the use of chemical neurectomy using Botox.
- Candida Management.





Head & Neck Rehabilitation: Speech and Swallowing Certificate Course

Fiberoptic Endoscopic Evaluation of Swallowing (FEES) Course: Langmore FEES Course

Laryngectomy Rehabilitation Course

4th - 7th April 2019

(Please fill in Capital Letters)

Name (as required on certificate): _____

Qualification: _____

Designation: _____

Date of Birth (YYYY/MM/DD): _____

Organization / Department / Hospital: _____

Medical Council Registration No. / Rehabilitation Council Registration No.: _____

Postal Address: _____

Pin Code: _____ City: _____ Country: _____

E-mail: _____ Tel No: _____ Mobile No: _____

GEAR UP FOR THE REGISTRATION SOON...!

Registration Course Fees:

course fee is applicable for National and International Delegates	Early Bird Offer upto 31st January 2019	From 1st February to 31th March 2019	Spot Registration
Student*/Resident* (Speech Pathology/ MS or MD or MCh)	Rs.5900 (5000 + 900 GST)	Rs.7080 (6000 + 1080 GST)	Rs 8260 (7000 + 1260 GST)
Practicing Speech Therapist	Rs.7080 (6000 + 1080 GST)	Rs 8260 (7000 + 1260 GST)	Rs 9440 (8000 + 1440 GST)
Practicing Surgeon/Oncologist (inclusive of 18% GST)	Rs.7650 (6500 + 1170 GST)	Rs. 8850 (7500 + 1350 GST)	Rs. 9676 (8200 + 1476 GST)

Note: * - with letter of support from Head of the Department or Institute

Payments Details:

Note: Demand Draft/ Cheque Should be drawn in favor of "Tata Memorial Hospital" payable at Mumbai.

Mode Of Payments:

Demand Draft: DD No. _____ Bank Name: _____

Cheque Cheque No. _____ Bank Name: _____

Credit Card / Debit Card

Filled Registration Form - Cheque/DD to be sent below mentioned address:

Arun Balaji

Golden Jubilee Block, Basement Room No. 9 - Speech Therapy, Tata Memorial Hospital,

Dr. Ernest Borges Marg, Parel, Mumbai 400012, India

Tel No. 022 - 24177000 ext: 4506 Email ID : tataheadneckrehab@gmail.com

https://tmc.gov.in/m_events/Events/conference (watch for digital link for course agenda & updates...!)